

PMEX UPDATE

WTI 90.97 RISK: 0.20%	SELL		
	Entry	Stoploss	Take Profit
	91.71 - 91.31	92.47	90.38 - 89.22

The scrip is trading above its 50DMA on 4H chart. The RSI resides at 61.

GOLD 1,858.25 RISK: -0.42%	SELL		
	Entry	Stoploss	Take Profit
	1863.45 - 1860.19	1,871.6	1853.77 - 1848.49

Gold is currently low in the curve from where it can bounce back, if bullish momentum starts to develop then gold will rally steeply.

PLATINUM 914.9 RISK: -0.04%	SELL		
	Entry	Stoploss	Take Profit
	923.08 - 920.54	925.33	912.54 - 898.74

The scrip is trading below its 50DMA. The RSI resides at 46

COPPER 3.73 RISK: -0.17%	SELL		
	Entry	Stoploss	Take Profit
	3.7585 - 3.7439	3.79	3.7166 - 3.6956

If price closes above 3.7364, then it would be anticipated to continue its rally

DOW 33,882 RISK: 0.47%	SELL		
	Entry	Stoploss	Take Profit
	33988 - 33953	34,131	33750 - 33620

Price will be anticipated to rally but first it has to come to the entry point which is at 33747, and we can short DOW downtill the 'entry' point

BRENT 92.34 RISK: 0.15%	SELL		
	Entry	Stoploss	Take Profit
	92.83 - 92.58	93.51	91.81 - 91.23

The scrip is trading above its 50DMA on 4H chart. The RSI resides at 59.

GAS 2.89 RISK: -1.23%	SELL		
	Entry	Stoploss	Take Profit
	2.931 - 2.913	2.97	2.869 - 2.83

The scrip is trading below its 50DMA. The RSI resides at 51.

SILVER 21.99 RISK: -2.04%	SELL		
	Entry	Stoploss	Take Profit
	22.094 - 22.047	22.30	21.814 - 21.5

Silver is currently low in the curve from where it can bounce back, if bullish momentum starts to develop then gold will rally steeply.

COTTON 87.56 RISK: 0.44%	SELL		
	Entry	Stoploss	Take Profit
	87.95 - 87.72	88.29	87.06 - 86.55

The scrip is trading above its 50DMA. The RSI resides at 52.

S&P 500 4,348 RISK: 0.52%	SELL		
	Entry	Stoploss	Take Profit
	4368.74 - 4354.1	4,390	4329.3 - 4304

Price will be anticipated to rally but first it has to come to the entry point which is at 4329.8, and we can short S&P downtill the 'entry' point

* The risk meter is the graphical representation of the probability of the success of the trading signal.

PMEX UPDATE

NASDAQ 14,975 	SELL		
	Entry	Stoploss	Take Profit
	14919 - 14947	15,015	15053 - 15164
The scrip is trading below its 50DMA. The RSI resides at 43.			

USD-JPY 149.74 	BUY		
	Entry	Stoploss	Take Profit
	149.33 - 149.62	148.83	150.12 - 150.4
The scrip is trading above its 50DMA. The RSI resides at 65.			

EUR-USD 1.0569 	SELL		
	Entry	Stoploss	Take Profit
	1.0594 - 1.0583	1.0623	1.0555 - 1.0519
EURUSD is anticipated to continue its downtrend as it gave a strong reaction to its 50MA resistance in 4H.			

GBP-USD 1.2188 	SELL		
	Entry	Stoploss	Take Profit
	1.2223 - 1.2199	1.2261	1.2155 - 1.2117
GBPUSD is anticipated to continue its downtrend as it gave a strong reaction to its 50MA resistance in 4H.			

* The risk meter is the graphical representation of the probability of the success of the trading signal.

Major Headlines

Oil prices climb as investor risk appetite grows

Oil prices climbed on Monday, reversing some of Friday's losses, as investors focused on a tight global supply outlook and a last-minute deal that avoided a U.S. government shutdown restored their risk appetite. Brent December crude futures rose 18 cents, or 0.2%, to \$92.38 a barrel by 0037 GMT after falling 90 cents on Friday. Brent November futures settled down 7 cents at \$95.31 a barrel at the contract's [see more...](#)

Gold tumbles second straight quarter, worst week since 2021

Gold prices fell for a second quarter in a row after losses that began in August and held through September, underscored by the current week's drop — the worst in more than two years. Gold's most-active futures contract on New York's Comex, December, settled at \$1,866.10. an ounce. [see more...](#)

Stocks Rise After US Deal, Traders Await Powell: Markets Wrap

US stock futures advanced along with Asian equities after a deal was reached on the weekend to avoid an American government shutdown. Traders are waiting to hear Federal Reserve Chief Jerome Powell's remarks for any clues on how much further rates will need to rise. Futures contracts on the S&P 500 raced higher Monday after US lawmakers late on Saturday passed compromise legislation to [see more...](#)

USD/JPY hits fresh 11-month highs around 149.70, focus on US PMI, Fed's Powell speech

The USD/JPY pair holds positive ground around 149.70 during the early Asian session on Monday. The pair trades at the highest level in 11 months after bouncing off the low of 148.52 following the release of the Bank of Japan (BoJ) [see more...](#)

EUR/USD Price Analysis: Not out of the woods yet, remains vulnerable to slide further

The EUR/USD pair struggles to gain any meaningful traction on the first day of a new week and oscillates in a narrow trading band, just above mid-1.0500s through the Asian session. The prospects for further policy tightening by the Federal Reserve (Fed) trigger a fresh leg up in the US Treasury bond yields, which continues to underpin the [see more...](#)

GBP/USD struggles to gain any meaningful traction, remains confined in a narrow band

The GBP/USD pair finds some support near the 100-hour Simple Moving Average (SMA) during the Asian session on Monday, albeit struggles to attract any meaningful buying and oscillates in a range just below the 1.2200 mark. A small gap higher opening for the US equity futures holds [see more...](#)

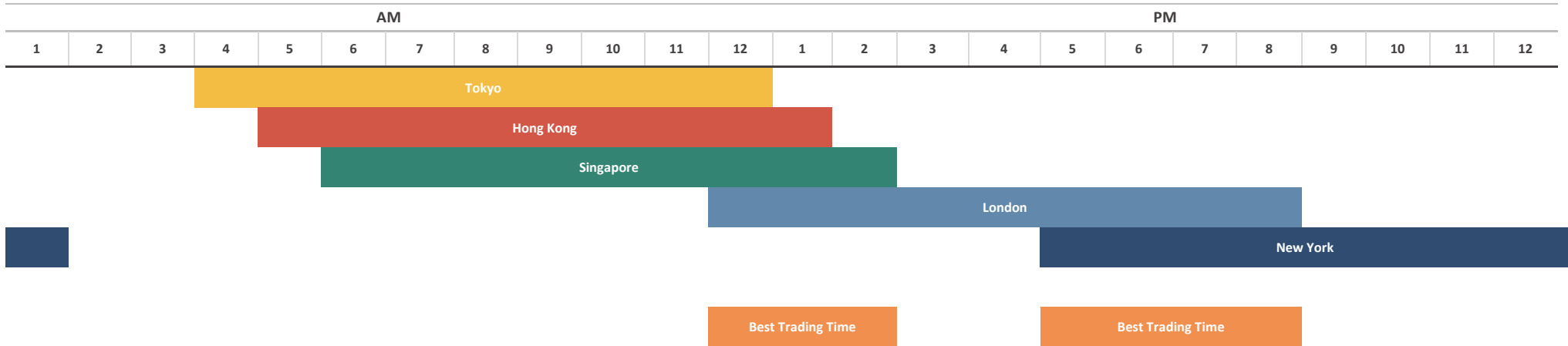
ECONOMIC CALENDAR

Event	Dates	Time	Currency	Importance	Actual	Forecast	Previous
ISM Manufacturing PMI (Sep)	02-Oct-23	7:00 PM	USD	High Volatility		47.7	47.6
ISM Manufacturing Prices (Sep)	02-Oct-23	7:00 PM	USD	High Volatility		48.6	48.4
Fed Chair Powell Speaks	02-Oct-23	8:00 PM	USD	High Volatility			
JOLTs Job Openings (Aug)	03-Oct-23	7:00 PM	USD	High Volatility		8.830M	8.827M
ADP Nonfarm Employment Change (Sep)	04-Oct-23	5:15 PM	USD	High Volatility		160K	177K
S&P Global Services PMI (Sep)	04-Oct-23	6:45 PM	USD	High Volatility		50.2	50.5
ISM Non-Manufacturing PMI (Sep)	04-Oct-23	7:00 PM	USD	High Volatility		53.6	54.5
ISM Non-Manufacturing Prices (Sep)	04-Oct-23	7:00 PM	USD	High Volatility			58.9
Crude Oil Inventories	04-Oct-23	7:30 PM	USD	High Volatility			-2.170M
Initial Jobless Claims	05-Oct-23	5:30 PM	USD	High Volatility		210K	204K
Average Hourly Earnings (MoM) (Sep)	06-Oct-23	5:30 PM	USD	High Volatility		0.30%	0.20%
Nonfarm Payrolls (Sep)	06-Oct-23	5:30 PM	USD	High Volatility		163K	187K
Unemployment Rate (Sep)	06-Oct-23	5:30 PM	USD	High Volatility		3.70%	3.80%

Source: Investing.com

FOREX MARKETS' STATISTICS

Forex Market Hours

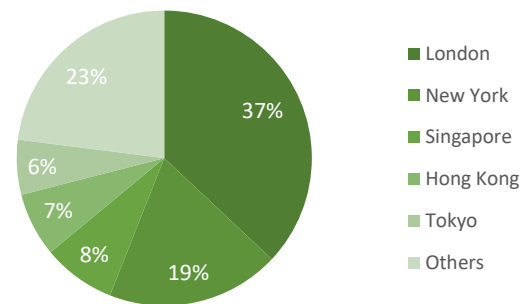


Note: This chart shows the normal forex trading times of all the major forex trading centers across the globe in Pakistan Standard Time.

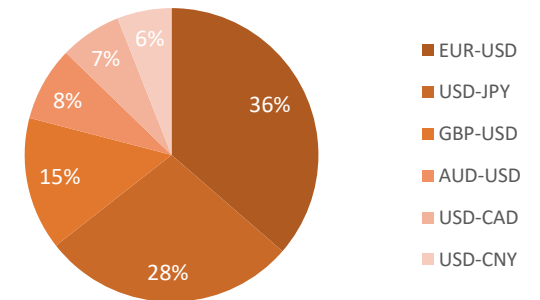
Forex Turnover by Counterparty



Markets' Share in Total Forex Turnover



Most Traded Currency Pairs



Sources: ACPL Research, Forexmarkethours, Dailyfx, Ig

DISCLAIMER

This report has been prepared by Abbasi and Company (Private) Limited and is provided for information purposes only. Abbasi and Company (Private) Limited (ACPL) is engaged in brokerage business of commodities futures in Pakistan and to provide the trading/ execution facility on Pakistan Mercantile Exchange (PMEX). There is risk of loss in trading in derivatives (futures). The author, directors and other employees of Abbasi and Company (Private) Limited and its affiliates cannot be held responsible for any loss in trading. Futures; futures on margin carries a high level of risk and may not be suitable for all investors. The high degree of leverage can work against the investor/ traders. Before deciding to invest in Commodity derivatives, you should carefully consider your investment objectives, level of experience, and risk appetite. The possibility exists that you could sustain a loss of some or all of your initial investment and therefore you should not invest money that you cannot afford to lose. You should be aware of all the risks associated with futures trading in commodities and other financial products. We take no responsibility for any loss made in investment on any instruments through us. In any event Abbasi and Company (Private) Limited, its affiliates, agents will not be liable to anyone for any decision made or action taken for investment/trading. Abbasi and Company (Private) Limited, its affiliates, directors and employees cannot be held responsible for any loss in trading due to any problem in connectivity; failure of system; technical problem in the software or any other reason whatever. All the reports/ recommendations/ trading calls/ opinions are advisory in nature and contains the opinions of the author, which are not to be construed as investment advices. The author, directors and other employees of Abbasi and Company (Private) Limited and its affiliates cannot be held responsible for the accuracy of the information presented herein or for the results of the positions taken based on the opinions expressed in the reports/ views from Abbasi and Company (Private) Limited. All the views/ recommendations/ trading calls and opinions are based on the information, which are believed to be accurate and no assurance can be given for the accuracy of these information.

Derivatives trading involve substantial risk. The valuation of the underlying may fluctuate, and as a result, clients may lose their entire original investment. In no event should the content of this research report be construed as an express or an implied promise, guarantee or implication by, or from, Abbasi and Company (Private) Limited that you will profit or that losses can, or will be, limited in any manner whatsoever. Past results are no indication of future performance. The information provided in this report is intended solely for informative purposes and is obtained from sources believed to be reliable. Information is in no way guaranteed. No guarantee of any kind is implied or possible where projections of future conditions are attempted. Investments in securities market are subject to market risks, read all the related documents carefully before investing.

All rights reserved by Abbasi and Company (Private) Limited. This report or any portion hereof may not be reproduced, distributed, or published by any person for any purpose whatsoever. Nor can it be sent to a third party without prior consent of Abbasi and Company (Private) Limited. Action could be taken for unauthorized reproduction, distribution, or publication.

The research analyst, primarily involved in the preparation of this report, certifies that (1) the views expressed in this report accurately reflect his/her personal views about the subject commodity/index /currency pair and (2) no part of his/her compensation was, is or will be directly or indirectly related to the specific recommendations or views expressed in this report.

DISCLOSURE

Following exchange rates are used to convert investment and profit values:

- USD/PKR: 287.74
- JPY/PKR: 1.93

To arrive at our Target Price, Abbasi & Company (Private) Limited uses following methods:

- Technical Analysis
- Fundamental Analysis

Furthermore, profit and returns are inclusive of all expenses including PMEX Fee, ACPL Fee & Sales Tax

RESEARCH DISSEMINATION POLICY

Abbasi & Company (Private) Limited endeavors to make all reasonable efforts to disseminate research to all eligible clients in a timely manner through either physical or electronic distribution such as email, fax mail etc. Nevertheless, all clients may not receive the material at the same time.

PREPARED BY

Haroon Abdul Razzaq
Phone: (+92) 42 38302028
Ext: 116
Email: haroon@abbasiandcompany.com

RESEARCH DEPARTMENT

6 - Shadman, Lahore
Phone: (+92) 42 38302028; Ext: 116, 117
Email: research@abbasiandcompany.com
web: www.abbasiandcompany.com

HEAD OFFICE

6 - Shadman, Lahore
Phone: (+92) 42 38302028
Email: support@abbasiandcompany.com
web: www.abbasiandcompany.com